



# **Falmouth Spring Flower Show**

21 / 22 March 2026

## **Schedule of Competitive Classes**

PRINCESS PAVILION, 41 MELVILL ROAD, FALMOUTH, TR11 4AR

[www.princesspavilion.co.uk](http://www.princesspavilion.co.uk)

**FREE ENTRY**

# WELCOME

As the organiser of the Falmouth Spring Flower Show, it's a great pleasure to welcome you to the 116th celebration of this much-loved event. Since 1910, the show has played an important role in our town's horticultural life, bringing together growers, gardeners and visitors to share in the joy, creativity and skill that lie at the heart of Cornish gardening. Whether you are an experienced exhibitor, a passionate amateur, or simply curious about the world of plants, this show offers something for everyone to enjoy.

This year we are delighted to be growing the show with the addition of a marquee, giving exhibitors more space to display their work and helping us to broaden the horticultural side of the event. Alongside our popular craft stalls, we are keen to welcome more plant-focused traders, nurseries and horticultural specialists, and warmly invite those with a love of plants, gardening and growing to consider taking a stall. For those who have not entered or exhibited before, I would especially encourage you to get involved. Showcasing your plants, flowers or horticultural products is both rewarding and inspiring, and plays a vital part in keeping this historic show thriving for future generations.

My sincere thanks go to everyone who contributes their time, enthusiasm and expertise to make the flower show possible, including Falmouth Town Council, the Princess Pavilion team, our judges and our dedicated volunteers. This event is about more than competition; it is about community, shared knowledge and a collective celebration of the beauty and richness of Cornish gardens. I look forward to welcoming you and sharing another memorable Spring Flower Show together.

Nicola Burgess

**Show Organiser**  
**Falmouth Town Council**



## ENTERING COMPETITIVE CLASSES

Entries are open to everyone, whether you are a professional gardener, enthusiast or someone who has only just discovered a love of plants.

Please make sure that entry forms are received by the **deadline, Friday 13th March 2026**, as many of the classes reach full capacity by the closing date and late entries unfortunately cannot be accepted due to limited space to display exhibits.

There is no fee to enter any of the competitive classes.

## DEADLINE FOR ALL HORTICULTURAL ENTRIES

**Friday 13th MARCH 2026**

Please return entries either online via [springflowershow@falmouthtowncouncil.com](mailto:springflowershow@falmouthtowncouncil.com) or marked clearly Falmouth Spring Flower Show and sent to Falmouth Town Council, The Old Post Office, The Moor, Falmouth TR11 3QA. On receipt of your entry form, we will send out your individual Exhibitor's Number – please make a note of this. When arriving to stage your entries, there is plenty of parking in Princess Pavilion's main car park.

Preparation tables and water will be available for horticultural entries. **Please do not prepare entries on the staging areas themselves.**

Vases suitable for each section will be laid out within each horticultural class, unless stated otherwise, along with individual exhibitors' labels. Staging areas will be clearly marked with the appropriate Class Number. Please place your entry next to your exhibitor's label and fold the bottom section of the card bearing your name underneath, so that it cannot be seen, ready for judging.

Show organisers will be on hand with advice, if required.





## TIMETABLE FOR STAGING AND JUDGING



### **Thursday 19 March 2026**

Staging of Competitive Classes	2pm – 5pm
--------------------------------	-----------

### **Friday 20 March 2026**

Staging of Competitive Classes	9am – 3.30pm
--------------------------------	--------------

Doors closed for judging	3.45pm
--------------------------	--------

Judging of Competitive Classes	4pm onwards
--------------------------------	-------------

Staging of Trade stands	12pm – 6pm
-------------------------	------------

### **Saturday 21 March 2026**

Staging of Trade Stands	8am – 9am
-------------------------	-----------

Judging of Trade Stands	9am – 10am
-------------------------	------------



# THE SOUTH WEST DAFFODIL GROUP CHALLENGE

## The South West Daffodil Group Challenge

<b>Class A</b>	1 vase with 3 stems to a vase of 3 varieties, any division
<b>Class B</b>	2 vases with 3 stems to a vase of 6 different unregistered seedlings
<b>Class C</b>	1 vase with 3 stems to a vase of 3 distinct varieties from Division 5 to 11
<b>Class D</b>	1 vase with 5 stems of 1 or more varieties of white perianth and any colour corona

An award of a piece of glassware will be given for the best exhibit

1 <sup>st</sup> leg	Falmouth Spring Flower Show	21 – 22 March 2026
2nd leg	Cornwall Garden Society Spring Show, County Show Ground, Wadebridge	28 – 29 March 2026

## ENTRY FOR FIRST LEG AT FALMOUTH SPRING FLOWER SHOW:

6 vases of single stems of 6 different varieties from any Division

This class is restricted to 1 entry per exhibitor

The winner of the 2026 Daffodil Competition will be the competitor who gains the most points from both and will be awarded the Daffodil Society Bronze Medal

Points:

1 <sup>st</sup> place	5 points
2 <sup>nd</sup> place	4 points
3 <sup>rd</sup> place	3 points
Highly commended	2 points
Best Bloom	5 points

For all enquiries regarding the show, please feel free to contact Nicola Burgess email:

[falmouthspringflowershow@falmouthtowncouncil.com](mailto:falmouthspringflowershow@falmouthtowncouncil.com)





## HORTICULTURAL CLASSES

### SHRUBS AND ORNAMENTAL TREES

Within the spray classes for Rhododendron, Malus, Prunus, Magnolia and Camellia, several stems per vase may be used, but the entry must be kept within the space allocated for that class.

- A spray has many blooms on a branch.
- A truss has one bloom or head.

Entries to the shrubs and ornamental trees classes will have an equal opportunity of being awarded a Gold, Silver or Bronze award.

Of the Gold award winners, the entry judged to be the best in each section will be given a 'Best in Section' award, if appropriate.







Class No.	Class Name	Class Description	Gold	Silver	Bronze
1	Collection	A collection of any hardwood or ornamental trees, shrubs or climbers, staged in 6 vases on three tiers	15	10	7
2	Foliage – Three Varieties	Three different varieties of foliage of any kind, 3 vases	10	7	5
3	Variegated foliage	Variegated foliage of any kind, 1 vase	7	5	3
4	Azaleas	One spray of azaleas, 1 vase	7	5	3
5	Camellias – Single flowered spray	Single flowered camellia sprays, 1 vase	7	5	3
6	Camellias – Sprays	Double, semi double or other formal camellia sprays, 1 vase	7	5	3
7	Magnolia – 1 spray	One magnolia spray, 1 vase	7	5	3



## SHRUBS AND ORNAMENTAL TREES Continued...

Class No.	Class Name	Class Description	Gold	Silver	Bronze
8	Magnolias - 1 bloom	One magnolia bloom, 1 vase	7	5	3
9	Malus or Prunus (incl. cherry)	Malus or Prunus (incl. cherry), Sprays, 1 vase	7	5	3
10	Any other flowering shrub	Any other flowering shrub, 1 vase (excluding Rhododendron, Magnolia and Camellia)	7	5	3
11	Three varieties of other flowering shrubs	Any other flowering shrub, 3 varieties, 3 vases (excluding Rhododendron, Magnolia and Camellia)	7	5	3
12	Rhododendron (single truss) (any kind)	Any Rhododendron, single truss 3 varieties, 3 vases	7	5	3
13	Rhododendron (any kind)	Rhododendron, any kind Single truss, 1 vase	7	5	3
14	Rhododendron Sprays	Rhododendron sprays of any kind, 1 vase	7	5	3

## CAMELLIA CLASSIFICATIONS

	Classification	Description
	Single	Not more than nine petals, with central boss of stamens
	Semi double	Two or more rows of petals, stamens conspicuous
	Anemone form	Flat with one or more rows of large outer petals and a central convex mass of twisted petaloid and stamens
	Peony form	Deep and rounded with several rows of outer petals and a central convex mass of twisted petaloid
	Rose form	Several rows of overlapping petals, showing stamens in a concave when fully opened
	Formal double	Many rows of full neatly overlapping petals obscuring the central stamen



## CAMELLIAS



Class No.	Class Name	Class Description	Gold	Silver	Bronze
15	Camellias (single flowered)	Camellias, 6 varieties 1 bloom of each, 6 vases	10	7	5
16	Camellias (3 varieties)	Camellias, 3 varieties, 1 bloom of each, 3 vases	7	5	3
17	Camellias (single flowered)	Camellias, single flowered 1 bloom, 1 vase	7	5	3
18	Camellias (Double flowers)	Camellias, double flowers, Formal 1 bloom, 1 vase	7	5	3
19	Camellias (semi double flowers)	Camellias, semi double flowers, 1 bloom, 1 vase	7	5	3
20	Camellias (rose anemone or peony form)	Camellias, rose, anemone or peony form, 1 bloom, 1 vase	7	5	3
21	Camellias (12 varieties)	Camellias, 12 varieties, 1 bloom of each, 12 vases	15	10	7
22	Camellias	Camellias floating in a bowl of water, to be viewed from above (own bowl to be provided). Maximum diameter of bowl: 30 cms (12 inches)	7	5	3




















## DAFFODIL CLASSIFICATIONS



	Classification	Description
	Division 1 Trumpet daffodil	The trumpet or corona is as long or longer than the perianth segments
	Division 2 Large Cupped Daffodil	The cup or corona is more than one-third, but less than equal to the length of the perianth segments
	Division 3 Small Cupped Daffodil	The cup or corona is not more than one third of the length of the perianth segments
	Division 4 Double Daffodil	One or more flower to a stem with doubling of the perianth segments or the corona or both
	Division 5 Triandrus Daffodil	Usually, two or more pendant flowers to a stem, perianth segments reflexed
	Division 6 Cyclamineus Daffodil	Perianth segments significantly reflexed, flower at an acute angle to the stem with very short pedicel (neck)
	Division 7 Jonquilla & Apodanthus Daffodil	One to five flowers to a stem, perianth segments spreading or reflexed corona usually wider than long flowers usually fragrant
	Division 8 Tazetta Daffodil	Usually, three to twenty flowers to a stout stem, perianth segments spreading or reflexed flowers usually fragrant
	Division 9 Poeticus Daffodil	Perianth segments pure white, corona very short or disc shaped usually with a green and/ or yellow centre and a red rim, but sometimes of a single colour. Flowers are usually fragrant
	Division 10 Bulbocodium Daffodil	Perianth segments insignificant compared with the dominant corona, anthers more or less centrally to the filament and style usually curved
	Division 11 Split Corona Daffodil	a. With the corona segments opposite the perianth segments, the corona usually in two whorls of three. b. With the corona segments alternate to the perianth segments usually in a single whorl of six
	Division 12 Other daffodil	Those which do not fit the definition of any other division
	Division 13	Daffodils distinguished solely by their botanical name

In addition to the division classification, daffodils can be letter coded to assist in the identification of colours. Example: 9W-GYR Cantabile is broken down as:

9 - Division 9

CAMELLIA – Has a white perianth

G- with a green centre

CAMELLIA – a yellow middle zone

R – a red rim to the cup of the corona



## DAFFODILS



Open to all

Class No.	Class Name	Class Description	Gold	Silver	Bronze
23	Division 1	1 or more variety, 3 stems, 1 vase	7	5	3
24	Division 2	1 or more variety, 3 stems, 1 vase	7	5	3
25	Division 3	1 or more variety, 3 stems, 1 vase	7	5	3
26	Division 4	1 or more variety, 3 stems, 1 vase	7	5	3
27	Division 5	1 or more variety, 3 stems, 1 vase	7	5	3
28	Division 6	1 or more variety, 3 stems, 1 vase	7	5	3
29	Division 7	1 or more variety, 3 stems, 1 vase	7	5	3
30	Division 8	1 or more variety, 3 stems, 1 vase	7	5	3
31	Division 9	1 or more variety, 3 stems, 1 vase,	7	5	3
32	Division 10	1 or more variety, 3 stems, 1 vase,	7	5	3
33	Division 11	1 or more variety, 3 stems, 1 vase,	7	5	3
34	Division 12	1 or more variety, 3 stems, 1 vase,	7	5	3
35	Historic (registered pre- 1920)	1 or more variety, 3 stems, 1 vase, any variety introduced pre 1920 Named with date first introduced)	7	5	3
36	Twelve daffodil varieties	Twelve varieties from any division 1 stem, 1 vase per stem	15	10	7





## MINIATURE DAFFODILS



Open to all

Class No.	Class Name	Class Description	Gold	Silver	Bronze
37	Three varieties of miniatures	Three or more varieties of miniatures, 3 stems to a vase 1 vase of each	10	7	5
38	One variety of miniature	One variety, 3 stems, 1 vase	7	5	3
39	Miniature daffodil	1 stem, 1 vase	4	3	2
40	Growing miniature daffodils	One pot/ pan of growing miniature daffodils	7	5	3



## DAFFODILS



### SINGLE BLOOM CLASSES

Open to all

An exhibitor can stage up to three entries per class providing they are different.

Class No.	Class Name	Class Description	Gold	Silver	Bronze
41	Division 1	One stem, any variety	4	3	2
42	Division 2	One stem, any variety	4	3	2
43	Division 3	One stem, any variety	4	3	2
44	Division 4	One stem, One bloom, any variety	4	3	2
45	Division 5	One stem, more than one bloom, any variety	4	3	2
46	Division 6	One stem, any variety	4	3	2
47	Division 7	One stem, any variety	4	3	2
48	Division 8	One stem, any variety	4	3	2
49	Division 9	One stem, any variety	4	3	2
50	Division 10	One stem, any colour combination	4	3	2

51	Division 11	One stem, any variety	4	3	2
52	Division 12	One stem, any colour combination	4	3	2
53	Historic (registered pre-1920)	One vase, one stem, any variety introduced pre-1920 (Named with date first introduced)	4	3	2



## CACTI AND SUCCULENTS



Tips: Judges of cacti and succulents look for:

- Well balanced plants and containers
- Condition of plants, free from defects
- Spines, if relevant, all present and in place
- Age of the plant, size and evidence of flowering, if appropriate
- Difficulty of the variety to cultivate

Class No.	Class Name	Class Description	Gold	Silver	Bronze
54	Mammillaria group	One plant, size unlimited (Please state measurements of pot on entry form)	7	5	3
55	Cereus group (incl. subgroups)	One plant, size unlimited (Please state measurements of pot on entry form)	7	5	3
56	Rebutia/ Echinops/ Lobivia group	One plant, size unlimited (Please state measurements of pot on entry form)	7	5	3
57	Any other cacti	Any other cacti not covered by classes 53 – 55 One plant, size unlimited (Please state measurements of pot on entry form)	7	5	3
58	Crassulaceae group	One plant, size unlimited (Please state measurements of pot on entry form)	7	5	3
59	Euphorbiaceae group	One plant, size unlimited (Please state measurements of pot on entry form)	7	5	3
60	Liliaceae/ Haworthia groups	One plant, size unlimited (Please state measurements of pot on entry form)	7	5	3
61	Agavaceae group	One plant, size unlimited (Please state measurements of pot on entry form)	7	5	3



## CACTI AND SUCCULENTS Continued...

Class No.	Class Name	Class Description	Gold	Silver	Bronze
62	Other succulents	Any other succulents not covered in classes 57–60 One plant, size unlimited (Please state measurements of plant/ pot on entry form)	7	5	3
63	Four pots of cacti	Four pots the same, either round or square, but must not exceed 11.5cms (4 ½ inches)	7	5	3
64	Four pots of succulents	Four pots the same, either round or square, but must not exceed 11.5cms (4 ½ inches)	7	5	3
65	Cacti and/or succulent arrangement	Pan or shallow pot of cacti and/or succulents arranged for artistic effect, not exceeding 50cms in diameter	7	5	3



### POTTED PLANTS



Pot plants must have been owned by the entrant for at least 3 months before the Show

Tips:

Judges of flowering and foliage plants look for:

- Shape, size and condition of both the plant and the pot
- Quality, quantity and colour of the blooms, if relevant
- Condition, uniformity and decorative appeal of the foliage
- Challenge of the variety to cultivate

Size of the exhibits must be given for every entry. Please include the plant's overhanging foliage when measuring the length and width of the exhibit, not the pot size.

Class No.	Class Name	Class Description	Gold	Silver	Bronze
66	Polyanthus	One pot Size of entry (width x length including overhanging foliage) must be given on entry form, not pot size	7	5	3
67	Primula	One pot of any kind or variety Size of entry (width x length including overhanging foliage) must be given on entry form, not pot size	7	5	3



68	Alpine	One pot or pan of any species or cultivar Size of entry (width x length including overhanging foliage) must be given, not pot size	10	5	3
69	Flowering pot plant	Size of entry (width x length including overhanging foliage) must be given on entry form, not pot size	7	5	3
70	Foliage pot plant	Size of entry (width x length including overhanging foliage) must be given on entry form, not pot size	7	5	3



## ORCHIDS



- Size of the exhibits must be given for every entry
- Please include the plant's overhanging foliage when measuring the length and width of the exhibit, not the pot size

Class No.	Class Name	Class Description	Gold	Silver	Bronze
71	Cymbidium	One container Size of entry (width x length including overhanging foliage) must be given on entry form, not pot size	7	5	3
72	Orchid hybrid other than cymbidium	One container. Size of entry (width x length including overhanging foliage) must be given on entry form, not pot size	7	5	3
73	Orchid species other than cymbidium	One container Size of entry (width x length including overhanging foliage) must be given on entry form, not pot size	7	5	3
74	Phalaenopsis (moth orchids) *The orchids commonly sold in shops*	One container Size of entry (width x length including overhanging foliage) must be given on entry form, not pot size  <b>*Please note plant must have been owned and grown by the entrant for no less than 6 months before the show*</b>	7	5	3
75	Any orchid, cymbidium, Pleione	One container Size of entry (width x length including overhanging foliage) must be given on entry form, not pot size (For any exhibitor who has not won first prize previously in this section)	7	5	3





## CUT CLASSES



### Tips:

- Remove damaged or discoloured leaves, poor flowers or petals
- Ensure stalks are in proportion to the container and that stems reach the water
- Use paper or moss to stabilise the arrangements
- Spray with a fine spray for freshness

### Judges look for:

- unblemished flowers on firm stems
- proportionate foliage, size and development of the flowers and their colour uniformity

Class No.	Class Name	Class Description	Gold	Silver	Bronze
76	A vase of Spring flowers	Any flowers that naturally bloom in Spring in the Cornish climate, other than shrubs. Vase provided	7	5	3
77	A vase of flowering shrubs	Any cut flowering shrubs. Vase provided	7	5	3
78	Tulips	One vase, three stems, any kind Vase provided	7	5	3
79	Grape hyacinths	One vase, five stems Vase provided	7	5	3
80	Hyacinths	One vase, three stems, one or more varieties. Vase provided	7	5	3
81	Any spring flowers floating in a bowl	Flowers floating in a bowl of water, to be viewed from above (own bowl to be provided) Maximum diameter 30cms (12 inches)	7	5	3





**'Ave a go!**



For enthusiasts of any age that just want to 'ave a go.

**\*Please note the the size of the exhibit must be given when entering\***

Class No.	Class Name	Class Description
82	Growing Shrubs	My favourite named shrub growing in a pot up to 5ltrs
83	My Red Camellia	My favourite red camellia (vase provided)
84	My White Camellia	My favourite white camellia (vase provided)
85	My Pink Camellia	My favourite pink camellia (vase provided)
86	My Yellow Daffodil	My favourite yellow daffodil (vase provided)
87	My White Daffodil	My favourite white daffodil (vase provided)
88	My Mixed Daffodil	My favourite mixed daffodil (vase provided)
89	My favourite Cactus	If you have a cactus you love, show it! Anyone can have a go!
90	My Favourite Succulent	If you have a succulent you love, show it! Anyone can have a go!
91	My Favourite House Plant	Grown for flowers or foliage.
92	Most Unusual Plant	Nature can be strange and unique. Grown for flowers or foliage that have an unusual shape.
93	Plant out of Season	This class is to highlight the effect that global warming is having on plants as we are seeing more and more blooms out of season.







## FLORAL ART CLASSES



### Tips

Judges consider:

- interpretation of the theme, colour harmony, balance of design, proportion, the form and texture of flowers and foliage
- marks may be lost for exceeding or under using the allotted space, using unsuitable accessories and water leaking from the exhibit

Class No.	Title	Description	Gold	Silver	Bronze
94	Let's Twist	Open	7	5	3
95	Sunlit corner	Open	7	5	3
96	Landscape spring arrival	Open	7	5	3
97	Waltz on the dancefloor	Open	7	5	3
98	"Strictly" glitter ball	Petite	7	5	3
99	A spring basket	Novice	7	5	3
100	A table arrangement for a garden party	Novice	7	5	3

- Only one entry per entrant in each class
- All exhibits can be made at home
- Entries to the Petite class must not exceed 25cms x 25cms x 35cms (10" x 10" x 14")
- All other classes should be no larger than 70cms (width) x 60cms (depth) x height unlimited
- Natural plant material must predominate in all classes
- We encourage entries to be foam free if possible
- Extra certificates will be given for 'Best Use of Foliage' and 'Best Use of Colour'

Judging will be according to the NAFAS Competitions Manual, 2015.



## Floral Art Demonstration Event

Want to try floral art, but don't know where to start? Come along to a free demonstration workshop by award-winning floral artist, Elizabeth Doidge. Keep an eye on our social media for more information.



### GEORGE SOWDEN AWARD



Class No.	Title	Description	Entry requirements
101	George Sowden Award	<p>Open to any group of non-professional gardeners (e.g. volunteer group; any amateur group; student group; WI group; garden society; family/ friend group)</p> <p>Only one entry per group.</p> <p>Spaced provided, 76cms x 61cms (30"x24")</p>	<ul style="list-style-type: none"> <li>• Six daffodils: two vases, three stems</li> <li>• Three different camellia flowers: three display cups provided</li> <li>• Flowering pot plant: one pot</li> <li>• Foliage plant: one pot</li> <li>• Cacti or succulent: one pot</li> </ul>



### WHEELBARROW CHALLENGE

Class No.	Title	Description	Entry requirements
102	Wheelbarrow Challenge	A planted-up wheelbarrow to a theme of the entrant's choosing	Open to any organised clubs, professional gardeners, gardening clubs, garden societies. Have a go!
103	Junior Wheelbarrow Challenge	A planted-up wheelbarrow to a theme of the entrant's choosing	Open to school's garden clubs





## HORTICULTURAL TRADE STANDS

Trade stands will be judged between 9 - 10am on Saturday morning and gold, silver, bronze certificates awarded.

Silver Challenge Cup for best trade stand will be awarded at the prize giving on Sunday at 3pm.

Class No.	Class Name / Description
	Best horticultural based trade stand
	Best non-horticultural trade stand



## JUNIOR CLASSES



**\*Please ensure that the child's name, age and class entered are on the exhibit when entering\***

**\* All entries must be the entrants own work \***

Class No.	Age	Class Name	Class Description
104	Pre-school (ages 3-4 years)	Cress Heads	Growing cress in a small, decorated container (paper cup, plant pot)
105	Reception & Key stage 1 (Rec, Years 1-2; ages 4-7)		
106	Key stage 2 (Years 3-6; ages 7-11)		
107	Key stage 3 & 4 (years 7- 11; ages 11- 16)		



108	Pre-school (ages 3-4 years)	Miniature garden in a box/ seed tray (maximum size 35cms x 22cms)	Made of growing, natural or recycled materials
109	Reception & Key stage 1 (Rec, Years 1-2; ages 4-7)		
110	Key stage 2 (Years 3-6; ages 7-11)		
111	Key stage 3 & 4 (years 7- 11; ages 11- 16)		
112	Pre-school (ages 3-4 years)	Edible jewellery	Any piece of jewellery made with edible materials
113	Reception & Key stage 1 (Rec, Years 1-2; ages 4-7)		
114	Key stage 2 (Years 3-6; ages 7-11)		
115	Key stage 3 & 4 (years 7- 11; ages 11- 16)		
116	Pre-school (ages 3-4 years)	Fruit/ vegetable animal	The more inventive the better!
117	Reception & Key stage 1 (Rec, Years 1-2; ages 4-7)		
118	Key stage 2 (Years 3 - 6; ages 7-11)		
119	Key stage 3 & 4 (years 7- 11; ages 11- 16)		
120	Pre-school (ages 3-4 years)	Springtime Art  2D artwork – could be collage/painting/drawing photography/	Maximum size A4 including border <b>* All work must be solely that of the child entering*</b>
121	Reception & Key stage 1 (Rec, Years 1-2; ages 4-7)		
122	Key stage 2 (Years 3-6; ages 7-11)		
123	Key stage 3 & 4 (years 7- 11; ages 11- 16)		





## KEN POUND CHALLENGE – CHARLES ROWE CUP

Ken Pound, spent much of his childhood in the St Budoc's Boys Home in Falmouth, being tormented and experiencing regular beatings from both staff and the other boys. He sought refuge in nature and wildlife, often climbing over the walls into the neighbouring Fox Rosehill Gardens. There, the then Head Gardener Charles Rowe, took Ken under his wing and taught him about the plants in the garden. He let Ken look after the glasshouses on a Sunday, introduced him to the Boys Brigade and got him involved in the Falmouth Spring Flower Show. Charles' time and kindness stayed with him and helped set Ken's path in life.

When he was 14, Ken was shipped off to Australia with many other children now known as the "Lost children of Cornwall". Years later, Ken's passion for nature saw him found the Philip Island Conservation Society, which went on to secure protection for the area from development and over tourism, securing the habitat for the Fairy penguin and other indigenous wildlife. His horticultural expertise saw him travel all over Australasia and in 1994 his prolific collecting of Australian and New Zealand children's literature resulted in him donating his collection of over 25,000 books to State Library Victoria.

In 2011, Ken returned to Cornwall and the Falmouth Spring Flower Show to honour Charles and remember all that he did for him by setting out the Ken Pound Challenge for Primary aged children and donating the Charles Rowe Cup in his honour.

Class No.	Class Name	Description	Class theme
124	Ken Pound Challenge	Open to any school, group or club of children aged 11 or under	Ugly Bug Ball  The interpretation is yours! Let your imagination go wild!  Maximum size 40cms x 30cms





## THE YOUTH GROUP CHALLENGE

### THE PRINCESS PAVILION & GYLLYNGDUNE GARDEN CUP

A challenge, initially set up and sponsored by Princess Pavilion & Gyllyngdune Gardens through the Heritage Lottery Fund, to celebrate the creativity and ingenuity of young people aged between 11 and 16.

Class No.	Class Name	Class Description	Class theme
125	The Princess Pavilion & Gyllyngdune Gardens Youth Group Challenge	Open to any school, group or club for young people aged 11 - 16	<p>Fantasy Garden</p> <p>The interpretation is yours! Let your imagination go wild!</p> <p>Maximum size 40 x 30 cm</p>





## REGULATIONS

1. The Show will be held at Princess Pavilion, Falmouth on Saturday 21 and Sunday 22 March and will be open to the public from 10am – 5pm on Saturday and 10am – 4pm on Sunday.
2. Exhibitors must complete and return an entry form stating which classes they intend to enter by the closing date, **Friday 13 March 2026**. Unfortunately, late entries cannot be accepted as the spacings needed for exhibits in each class have to be worked out prior to setting up the Show.
3. Only one entry per class is allowed apart from single bloom daffodil classes, where up to three blooms may be entered providing, they are different.
4. Exhibitors may enter any class, considering those with restrictions.
5. Prize money is only awarded where indicated.
6. In all classes where cut material is used, all stems must reach the water in the vases or containers used.
7. Exhibits may be staged from Thursday 19 March between 2pm – 5pm and Friday 20 March between 9am – 3.30pm when doors to the theatre will be closed ready for judging.  
**Judging will commence at 4pm.**
8. Show organisers reserve the right to move or reposition any exhibit where required.
9. To add to the educational value of the Show, every effort should be made to name all exhibits correctly. Errors in naming will not be disqualified, **but in a close contest clear, correct name labels will be considered by the judges.**
10. If the variety is not known, the label should bear the words 'Name Unknown'. When an unnamed seedling is shown, such as a daffodil seedling, the label should bear the word 'Seedling, followed by an indicative number.



11. During staging, exhibitors must not place any loose materials or create their entries on the staging – separate tables will be provided for this.
12. Exhibits must not be placed anywhere on the staging other than in their allotted positions.
13. Any interference with another entrant's exhibit will result in disqualification.
14. Every care will be taken for the protection of all exhibits, but the Show organisers will not be responsible for any loss or damage.
15. The size of exhibits must be given with every entry and please consider the length and width of all overhanging foliage, not the pot size.
16. Specimens shown must have been in the possession of the exhibitor for at least three months prior to the date of the Show, unless otherwise stated in the Schedule, with the exception of the 'Floral Art' section.
17. Exhibits in the pot plant classes must have been grown in the pots in which they are exhibited and been in the possession of the exhibitor for at least three months, unless otherwise stated.
18. Hardy plants may be opened under glass or otherwise.
19. All vases will be lent by the Show organisers, free of charge unless otherwise stated in the Schedule.
20. All cups and trophies are the responsibility of the relevant winner and must be returned in the same condition that they were received. Insurance of the cups is the responsibility of the exhibitor whilst held.
21. All cup and trophies must be returned to the Show organisers **one month before the next Show.**
22. Trophies and awards will be presented at the **prize giving presentation** in the theatre at Princess Pavilion at **3pm on Sunday 22 March.**
23. Exhibits cannot be removed before 3.30pm on Sunday 22 March. **All exhibits must be removed by 4pm when the theatre will be cleared.**
24. **Anything left unclaimed after 4pm cannot be kept unless prior arrangement has been made with the Show organisers.**
25. Judges may withhold prizes if entries are not deemed of high enough merit.
26. The judges' decision is final.





27. Any objections or complaints must be made in writing to the Show organisers by 4pm on Saturday 21 March.

28. On any matter not provided for in these regulations, the Show organisers shall be final.



## TROPHIES AND AWARDS



	CUP/ TROPHY/ AWARD	CRITERIA
1	The Best in Shrubs Trophy	Best exhibit in shrubs and ornamental trees
2	The Shrub Trophy	Most points gained in shrubs and ornamental trees classes.
3	The Best in Camellias Trophy	The best exhibit in Camellias
3	The Camellia Trophy	Most points gained in camellia classes.
4	The Best in Daffodil Trophy	Best exhibit in daffodil classes
5	Daffodil Trophy	Most points in daffodil classes
6	The Seedling Trophy	Best seedling daffodil
7	The Banks Medal	Best exhibit in the SW Daffodil Group Challenge
8	The Best in Cacti and Succulent Trophy	Best exhibit in cacti and succulent classes
9	The Cacti and Succulent Trophy	Most points in cacti and succulent classes 58 -71



10	<b>The Best in Pot Plants Trophy</b>	<b>Best exhibit in pot plant classes</b>
11	<b>The Pot Plant Trophy</b>	<b>Most points in pot plant classes</b>
12	<b>The Orchid Trophy</b>	<b>Best exhibit in orchid classes</b>
13	<b>The Best in Cut Classes Trophy</b>	<b>Best exhibit in cut classes</b>
14	<b>The Cut Classes Trophy</b>	<b>Most points in cut classes</b>
15	<b>The 'Ave a go' Medal</b>	<b>Best exhibit in the 'Ave a go' classes</b>
16	<b>The Most Unusual Plant Medal</b>	<b>The most unusual plant</b>
17	<b>The Best in Floral Art Trophy</b>	<b>Best exhibit in floral art classes</b>
18	<b>The Floral Art Trophy</b>	<b>Most points in floral art classes</b>
19	<b>The George Sowden Award</b>	<b>Winner of the George Sowden Award (Class 101)</b>
20	<b>The Wheelbarrow Challenge</b>	<b>Winner of the wheelbarrow challenge Receives £25 cash</b>
21	<b>The Junior Wheelbarrow Challenge</b>	<b>Winner of the wheelbarrow challenge Receives a £10 book token.</b>
22	<b>The Horticultural Trade Stand Medal</b>	<b>Best Horticultural Trade Stand</b>
23	<b>The Non-Horticultural Trade Stand Medal</b>	<b>Non-Horticultural Trade Stand</b>
24	<b>The Preschool Medal</b>	<b>Best exhibit in the preschool classes Receives a £10 book token</b>
25	<b>The Infant Medal</b>	<b>Best exhibit in the KS1 classes Receives a £10 book token</b>
26	<b>The Junior Medal</b>	<b>Best exhibit in the KS2 classes Receives a £10 book token</b>



27	The Secondary Medal	Best exhibit in the KS3 &4 classes Receives a £10 book token
28	The Charles Rowe Cup	Winner of the Ken Pound challenge
29	The Princess Pavilion and Gyllngdune Gardens Youth Group Cup	Winner of the Princess Pavilion and Gyllngdune Gardens Youth Group challenge
30	THE REG SLEEMAN PUBLIC CHOICE AWARD	Most popular exhibit from the whole Show as voted for by the public
31	The Flower Show Trophy	Awarded to the exhibitor with the most overall points in the show.
32	The Best in Show Trophy	Best overall horticultural exhibit from the Show

